
BOSE®

ACOUSTIC WAVE®

MUSIC SYSTEM

POWER PACK

BOSE®

Owner's Guide

Bedienungsanleitung

Notice d'utilisation

Gebruiksaanwijzing

Important safety instructions

(Please read before you use this product.)

1. Use only the Bose® PK-1SC Power Pack as the rechargeable portable (DC) power supply (12V, 6.2AH/20HR) for your Bose Acoustic Wave® music system. Use of any other 12-volt battery may damage the music system.

2. Do not open or mutilate the battery. Released electrolyte (the jellylike substance that conducts battery current) is corrosive sulfuric acid and may cause damage to the eyes or skin. It may be toxic if swallowed.

If the battery is accidentally broken or leakage occurs, wipe up any discharged electrolyte with a cloth. The acid may be neutralized with an available alkaline substance such as an ammonium solution or baking powder (sodium hydrogen carbonate).

3. Exercise care in handling the battery; avoid making contact between its external and internal connectors and metal implements, such as bracelets, clips, keys, etc. This could cause the battery to overheat and explode, resulting in burns or damaged equipment.

4. Recharge the battery only as instructed in this owner's guide. For full recharge, allow 18-24 hours. Use only the Bose charger (see "Technical information" for Part Number) to charge the battery; use of any other type of charger may cause the battery to explode.

5. Do not attempt to renew the battery by heating it. Sudden release of the battery electrolyte may occur, causing burns or irritation to eyes or skin. In the event that electrolyte contacts your skin or eyes, flush with water for 15 minutes and consult a doctor immediately.

6. Discard the battery as soon as possible if it fails to provide adequate power following proper recharge procedures. A dead battery is likely to leak.

7. Do not dispose of the battery in a fire or incinerator; the battery cell may explode. Dispose of the battery with automotive battery scrap, or check local codes for possible special disposal instructions.

8. Do not store the battery in high temperature areas or near excessive heat.

9. Do not leave the Power Case, containing the Acoustic Wave® music system or the battery in the rain or other places where it may get wet.

Technical information

The Bose® PK-1SC Power Pack (Part Number 146524) consists of the following:

Rechargeable battery

Part number: 137360
Dimensions: 3.70"H x 2.54"W x 5.95"D
(9.4cm x 6.5cm x 15.1cm)
Power rating: 12V, 6.2AH/20HR
Recharge rate: From fully discharged to fully charged in approximately 18 hours

Charger

Part numbers:
135180 (US 120V~50/60Hz)
135352 (Europe 220-240V~50/60Hz)
135353 (Japan 100V~50/60Hz)
Dimensions: 2" x 2" x 2"
(5cm x 5cm x 5cm)
Power rating: 12V DC @ 500MA; 14V DC in float mode

Power cord

Part number: 139992
Dimensions: 8' (2.53m)
All electrical components comply with UL (U.S.A.), CSA (Canada), and IEC (International) safety standards.

Thank you...

...for purchasing the Bose® PK-1SC Power Pack, a rechargeable battery system designed by Bose for use with your Acoustic Wave® music system. The Power Pack makes your music system completely portable, without the bother and expense of disposable batteries. You can also use the included power cord to connect your music system to the battery in your car or recreational vehicle.

The Power Pack consists of a battery, a power cord with on/off switch, and a charger (*Figure 1*). Be sure to save all packing materials and retain this owner's guide. Please read the owner's guide and the included safety instructions thoroughly before using your Power Pack. This will ensure its proper use and full enjoyment for years to come.




Figure 1

Charging the battery

When fully charged, the Power Pack provides approximately 10-12 hours of play. Actual playing time depends on the volume level and whether the CD player or tuner is used. It is best to recharge the battery immediately after using it. This prevents full discharge of the battery and prolongs its life.

NOTE: Be sure to charge the battery to its full capacity before using it for the first time. The battery may have to be used and recharged several times before the system will play for a full 10-12 hours.

Do not attempt to recharge the battery by connecting it to the battery of your car or recreational vehicle.



Figure 2

1. Plug the charger into an AC wall outlet. Refer to *Figure 2*.
2. Insert the small end of the power cord into the charger connector and the large end into the battery. Turn the cord switch to either "0" or "1". Current passes from the charger to the battery. The green LED light shows the charger is connected.
3. Allow the battery to remain connected to the charger for at least 24 hours. A fully charged battery will last longer and accept more recharges.

CAUTION: Do not charge the battery for more than 48 hours.

NOTE: Even if not used, the battery should be recharged every 6-9 months.

Using your Power Pack with an Acoustic Wave® music system

The Power Pack fits into a side pocket of the Power Case and connects easily to the Acoustic Wave® music system:

1. Unplug the power cord from the charger cord (leave the other end of the power cord attached to the battery).
2. Viewing the case from the rear, place the battery in the left pocket of the Power Case, handle side up, with the power cord receptacle facing the back (*Figure 3*). Feed the power cord around to the back of the Power Case.





Figure 3

3. Undo the zipper on the lower left rear of the Power Case to locate the AC/DC connector on the music system. Insert the small end of the power cord into the DC power jack (*Figure 4*).



Figure

4. To play the system, slide the switch on the power cord to the "1" position. The green LED lights.

5. If your Acoustic Wave® music system will be turned off for several hours or more, slide the power cord switch to "0". In this position, the green LED is off and the music system will not draw any current from the battery.

NOTE: You do not have to disconnect the cord from the music system if the switch is set to the "0" position.

6. To preserve battery life, the Power Pack shuts off automatically as the battery reaches a low voltage level. At this point, you should immediately recharge the battery before reusing the system.

NOTE: The Power Pack may also be used outside the Power Case.

Using the Power Pack power cord for DC operation in a vehicle

Use the power cord to connect your music system directly to the cigarette lighter socket of a car or recreational vehicle. To do so, first remove the large end of the power cord from the battery. Then, insert the small end of the cord into the music system DC power jack as in Step 3 above, and the large end into the cigarette lighter. You can use the power cord in this way with or without the Power Case.

The Bose® Power Pack limited warranty

What is covered:

All parts defective in material or workmanship.

For how long:

Six months from the purchase date.

What we will do:

We will, at our sole option, repair or replace any defective parts free of charge.

What you must do:

- A.** Call the Bose Customer Service and ask for shipping instructions.
- B.** Properly pack the unit, if possible, in the original carton for shipping.

Other conditions:

This warranty is fully transferable for the six month period following purchase. THE PROVISIONS OF THIS WARRANTY ARE IN LIEU OF ANY OTHER WARRANTY, WHETHER EXPRESS OR IMPLIED, WRITTEN OR ORAL, INCLUDING ANY WARRANTY OF MERCHANTABILITY OR FITNESS FOR A PARTICULAR PURPOSE. BOSE'S MAXIMUM LIABILITY SHALL NOT EXCEED THE ACTUAL PURCHASE PRICE PAID BY YOU FOR THE PRODUCT. IN NO EVENT SHALL BOSE BE LIABLE FOR SPECIAL, INCIDENTAL, CONSEQUENTIAL, OR INDIRECT DAMAGES.

This warranty does not cover a defect that has resulted from improper or unreasonable use or maintenance, accident, improper packing, or unauthorized tampering, alteration, or modification as determined solely by us. This warranty is void if the label bearing the serial number has been removed or defaced.

Other Law Rights:

This warranty gives you specific legal rights, and you may also have other rights which vary from state to state or country to country. Some places do not allow limitations on implied warranties or the exclusion or limitation of incidental or consequential damages, so the above limitations or exclusions may not apply to you.